


Unit 1

- | | | | |
|------------|-------------------------|------------|-------------------------|
| 1.1 | Circles | 1.5 | Number 1 |
| 1.2 | big – small | 1.6 | Finding circles |
| 1.3 | one – a lot of | 1.7 | a lot of – a few |
| 1.4 | same – different | 1.8 | inside – outside |

© Richmond Publishing
This free sample content
is for teacher review only
and may not be copied or sold.

Circles

1.1



- Trace the red circle with your finger. ○ Trace it with a crayon.
- Then trace and color the other circles with a crayon.


New words trace (v.), circle, finger, crayon, color (v.), bike, red



- Point to the big dog. Point to the small cat.
- Color the big dog and the small cat.

one - a lot of

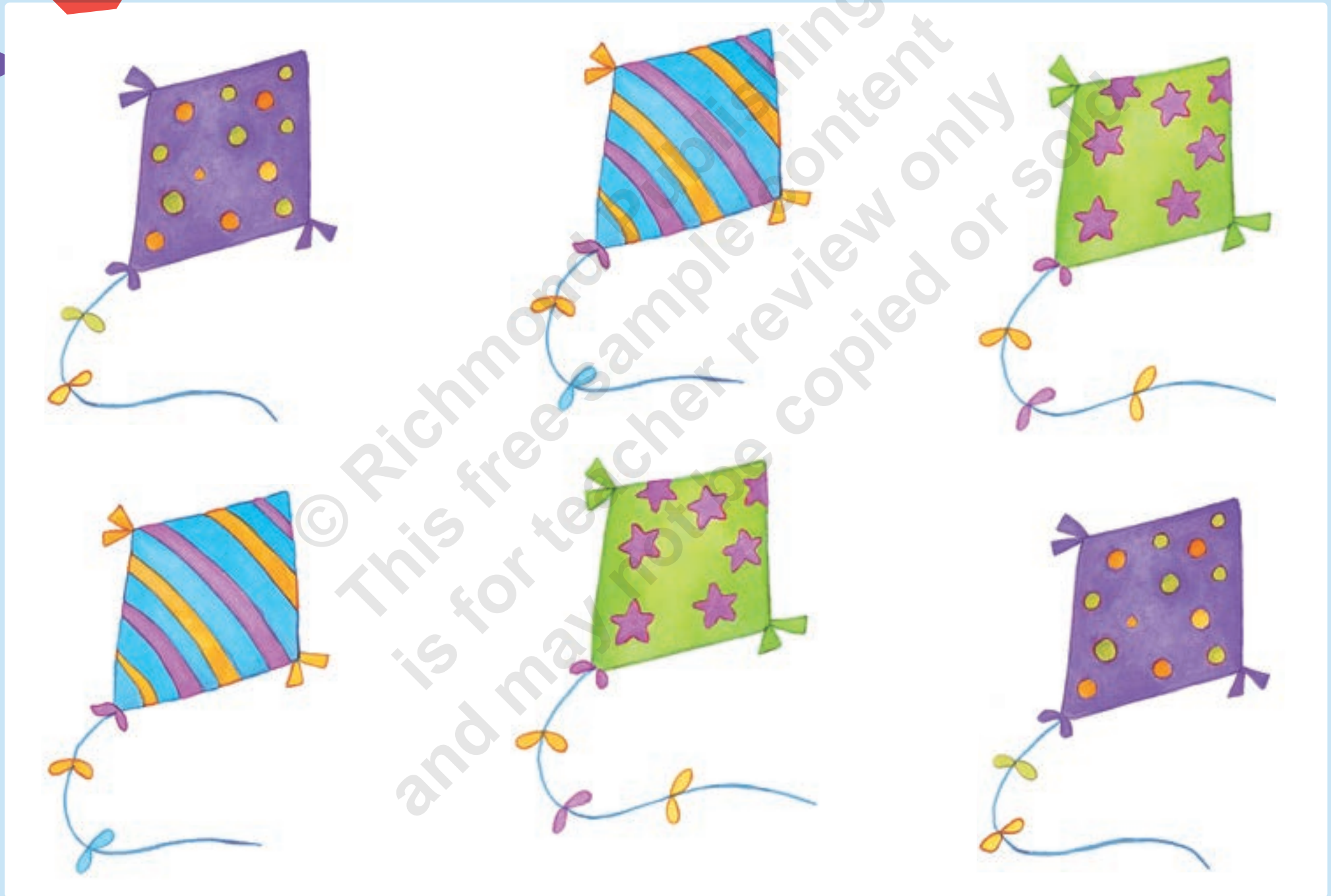
1.3



- Look at the toys. Point to the box with a lot of toys. Point to the box with only one toy.
- Cross out the box with a lot of toys and color the box with only one toy.

New words cross out (v.),
one, a lot of, toy, box

same - different



- Point to the kites. Look at the dots. Look at the stripes. Look at the stars.
- Match the kites that are the same.

Number 1




1.5



- Point to the teddy bear. *How many teddy bears? One.*
- Look at the number one. Paint the number one with your finger. Follow the arrow.

New words paint (v.),
arrow, teddy bear

Finding circles



- Look at the different shapes. Point to the circles.
- Color the circles red.

a lot of - a few

1.7



- Point to the jar with a lot of cookies. Point to the jar with a few cookies.
- Color the jar with a few cookies red.

New words a few, jar, cookie



- Look at the playhouse. Point to the girl inside the playhouse. Point to the children outside the playhouse. ○ Color the clothes of the children outside the playhouse.